

Resin Mosaic

New Decorative Materials

WWW.E-V-C.COM


CATALOGUE

- ① Introduce
- ② Color display
- ③ Installation
- ④ Product case

INTRODUCE

Resinous Mosaic is a building decoration material that is becoming popular gradually now, resinous Mosaic will become popular trend. Single shape of colophony Mosaic shows irregular, concave and convex to have send, can behave the design abounding ground comes out, imitate metal lifelike, can achieve the effect with false and true almost.

INTRODUCE



Product name: resin Mosaic

Base material: resin + low temperature metal paint

Specification: 300*300*6mm/ piece

Color: gold, silver, copper

Characteristics: refractory, heat insulation, hard texture

Production process: mold forming, surface handmade low temperature metal paint

Applicable space: bar facade, private house and commercial space background wall

COLOR DISPLAY

• Electroplating series



XZC1908 (Blue Star Grey)
295*290*6mm




XZC1908 (Rose Gold)
295*290*6mm




XZC1908 (Tuhao Gold)
295*290*6mm




XZC1908 (Champagne Gold)
295*290*6mm



XZC1908 (Apple Green)
295*290*6mm



XZC1908 (Bronze and Gold)
295*290*6mm



XZC1908 (Sky Blue)
295*290*6mm



XZC1908 (Starry Silver)
295*290*6mm

• Electroplating series



XZC1908 (Cherry powder)
295*290*6mm



XZC1908 (Violet)
295*290*6mm

Cold spray series



XZC1901
293*286*6mm




XZC1902
292*287*6mm




XZC1903
290*290*6mm



XZC1908 (Matte gold)
295*290*6mm




XZC1908 (matte copper)
295*290*6mm



XZC1908 (Matte silver)
295*290*6mm



XZC1904
295*287*6mm



XZC1905
253*300*6mm



XZC1906
296*294*6mm



XZC1907 (matte gold)
298*296*6mm



XZC1907 (matte copper)
298*296*6mm



XZC1907 (matte silver)
298*296*6mm

Cold spray series



XZC1907
295*290*6mm



XZC1909
273*265*6mm



XZC1910
280*286*6mm



XZC1911
312*286*6mm



XZC1912
290*286*6mm



XZC1913
290*286*6mm



XZC1914
298*296*6mm

INSTALLATION

First of all, prepare glass glue, resin Mosaic, level in advance.

1. Put the determined number of resin mosaics in an empty place;
2. Use wood board as the base, pay attention to the treatment and cleaning of the wall;
3. Apply the glass glue evenly on the back of the resin Mosaic, and paste it on the wall;
4. After the glue dries, clean the Mosaic surface.


Paving & matters needing attention

1. Resin Mosaic need not soak water, directly in level off, dry, dutless metope shop stick.
2. The cutting method is the same as tile and stone, using a cutting machine. Small particles, need to be carefully cut.
3. The cement surface is paved and cleaned in time with a rag after construction to prevent cement solidification.
4. Apply glass glue to the surface of the wood.
5. During daily cleaning and maintenance, it is strictly prohibited to use hard objects (metal, brush) and chemical reagents to clean.
6. Avoid heavy load on product surface within 24 hours.
7. Avoid scratches and damage. Products should not be stacked face down.
8. 3% is recommended for the reserved loss of paving.
9. Resin Mosaic surface is low temperature metal paint, can not be used in high temperature areas, can not be used outdoors.

PRODUCT CASE



PRODUCT CASE





EVC
company

<http://www.e-v-c.com/>

